



# VALE WILDLIFE HOSPITAL & REHABILITATION CENTRE

Station Road, Beckford, Tewkesbury, Gloucestershire, GL20 7AN  
Tel: 01386 882288 Charity No: 702888  
Email: [info@valewildlife.org.uk](mailto:info@valewildlife.org.uk) Website: [www.valewildlife.org.uk](http://www.valewildlife.org.uk)



## HEDGEHOG PARASITE TREATMENT PROTOCOLS

Following examination of a faecal sample under a microscope, treatments are carried out at Vale depending on the parasites found. The following are the drugs required for the most commonly found parasites:



### Capillaria eggs / adult roundworms:

-  Marbocyl 2% @ 0.4ml/kg daily by s/c injection for 7 days. Baytril can be used but must be administered twice daily (dosage depends on strength of Baytril).
-  Ivomec Super @ 0.4ml/kg weekly by s/c injection for 3 weeks. Recalculate the dose each week as weight should have increased.


### Crenosoma larvae & Thorny-headed worms:

-  Marbocyl 2% @ 0.4ml/kg daily by s/c injection for 7 days. Baytril can be used as above.
-  Levacide @ 0.35ml/kg daily by s/c injection for 3 days. Leave a 10 day break then repeat for 3 more days. Recalculate dose at this point as weight should have increased.



**If the hedgehog's breathing is affected or there is coughing, also give:**

-  Dexamethasone (2mgs/ml) @ 0.5ml/kg twice daily for 3 days by s/c injection, and
-  Bisolvon @ 1ml/kg daily by s/c injection for 7 days.

### Fluke:

-  Profender Spot-on for cats @ 0.5ml/kg directly on skin on the underbelly of the hedgehog weekly for 3 weeks (it does not absorb sufficiently well through the thicker skin/muscle on the spined area of the back).

### Coccidia:

-  Tribissen 24% @ 0.5ml/kg daily by s/c injection for 7 days, **or**
-  Baycox Oral Suspension @ 2ml/kg by mouth (or mix with a small amount of food). Repeat after 10 days. Recalculate the dose as weight should have increased.

**REGULAR FAECAL SAMPLING IS IMPORTANT TO MAKE SURE NOTHING IS MISSED  
AND THAT THE CORRECT DRUG IS USED.  
REMEMBER THAT EGGS/LARVAE/OOCYSTS ARE NOT SHED IN EVERY SAMPLE SO A CLEAR  
EXAMINATION DOES NOT NECESSARILY MEAN NO PARASITES ARE PRESENT.**